



CZ-V21AP
Amplifier Unit, Main Unit, PNP



*Please note that accessories depicted in the image are for illustrative purposes only and may not be included with the product.

Specifications

Model		CZ-V21AP*1
Output		PNP output
Main unit/expansion unit		Main unit
Response time		200 μs (HIGH SPEED) /1 ms (FINE) /4 ms (TURBO) /8 ms (SUPER)
Control output		PNP open-collector x 4 channels, 30 VDC max., Up to 100 mA for one output, Up to 200 mA in total of 4 outputs, Residual voltage: 1.0 V max.*2
Protection circuit		Reverse-polarity protection, overcurrent protection, surge absorber
External tuning input, external bank switch input (C/C + I-mode), external shift input (super I-mode)		Input time: 20 ms min.
Timer function		Timer OFF/OFF-delay/ON-delay/One-shot, Timer time: 1 to 1000 ms adjustable (for each bank respectively)
Unit expansion		Up to 3 units (4 units total including the main unit)
Number of interference prevention units		0 for HIGH SPEED; 2 for FINE/TURBO/SUPER
Rating	Power voltage	24 VDC, Ripple (P-P) 10 % or less
	Power consumption	Normal mode: 1.5 W (62.5 mA or less), Eco-mode: 1 W (42.0 mA or less)
Environmental resistance	Ambient temperature	-10 to +55 °C 14 to 131 °F (No freezing)*3
	Vibration resistance	10 to 55 Hz, Double amplitude 1.5 mm 0.06", 2 hours in each of the X, Y, and Z axis
Material		Housing, cover: Polycarbonate
Accessories		Mounting Fittings
Weight		Approx. 110 g

*1 The expansion unit of the FS-V20 Series cannot be connected to the main unit of the CZ-V20 Series. To connect the FS and CZ Series units, connect the expansion unit of the CZ-V20 Series to the main unit of the FS-V20 Series.
To connect two or more expansion units, connect the CZ-V20 Series units on the right of the FS-V20 Series units.

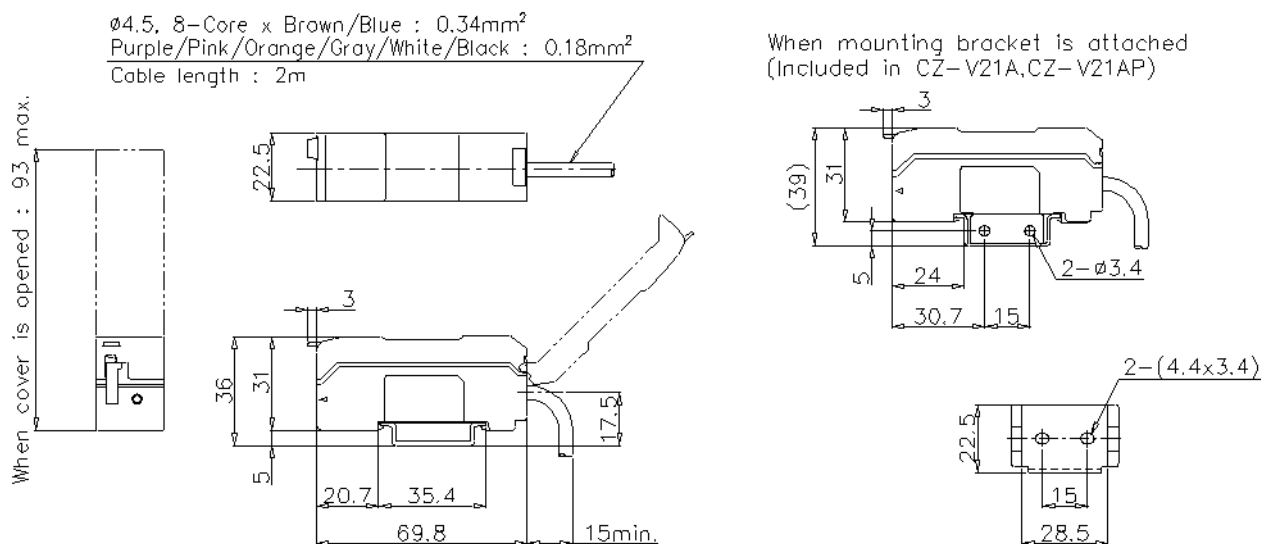
*2 20 mA max. when several units are connected.

*3 When several units are connected, the acceptable ambient temperature varies depending on the conditions given below. To connect several units, be sure to mount them to a DIN rail and to limit the output current to a maximum of 20 mA.
When 1 or 2 units are connected: -10 to +50 °C 14 to 122 °F
When 3 units are connected: -10 to +45 °C 14 to 113 °F

Dimensions

* Download CAD file or product manual for larger image/text and more detail.

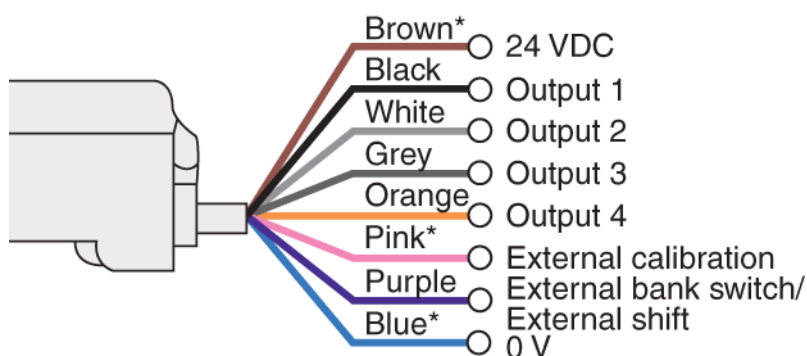
CZ-V21



I/O Circuit Connection diagram

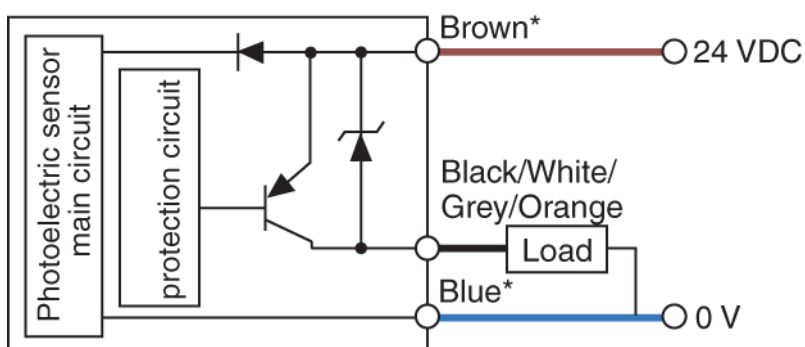
* Download CAD file or product manual for larger image/text and more detail.

Connection



* Only for CZ-V21A/V21AP

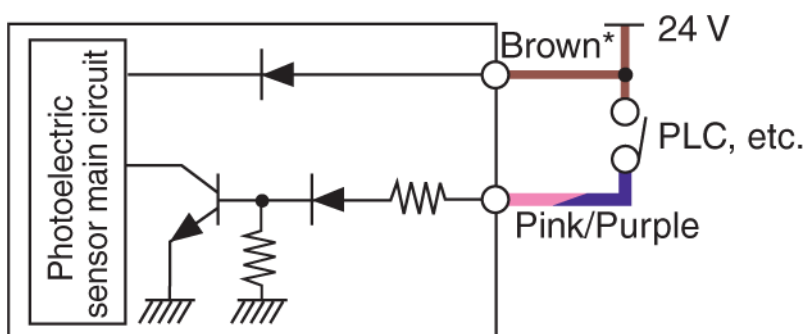
Output circuit PNP



* Only for CZ-V21AP

Input circuit

- External calibration (Pink) • External bank switch/External shift (Purple) PNP



* Only for CZ-V21AP