

CJ-series CompoBus/S Master Unit

CJ1W-SRM21

CSM_CJ1W-SRM21_DS_E_2_1

CompoBus/S is a high-speed I/O bus

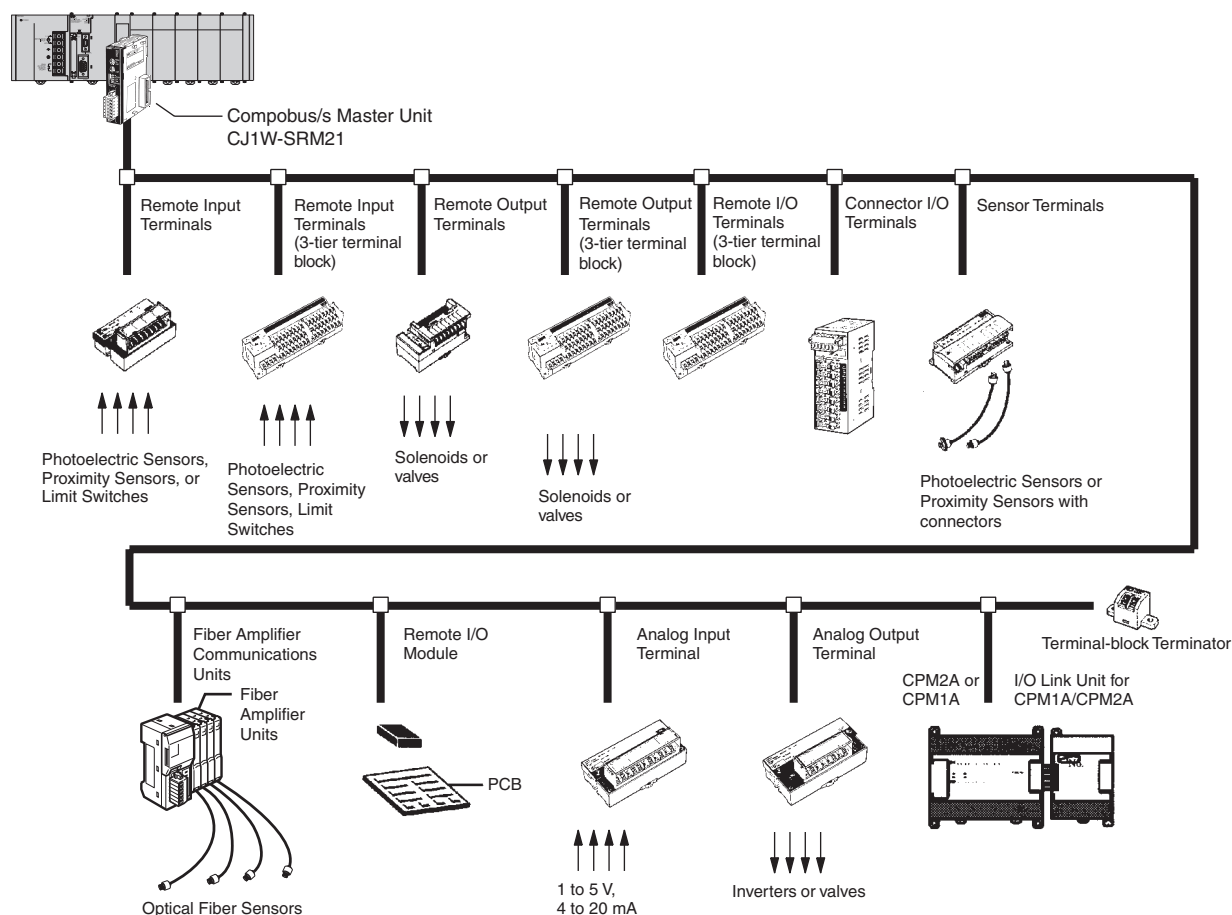


CJ1W-SRM21

Features

- Up to 256 I/O points per Master.
- Up to 32 Slaves per Master.
- Communications cycle time: 0.5 ms (at 750 kbps).
- Communications distance: Up to 500 m (at 93.75 kbps).
- Free wiring with any branching method for up to 200 m (in long-distance communications mode).

System Configuration



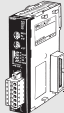
Communication Specifications

Item		Specification
Communications method		Special CompoBus/S protocol
Communications baud rate		High-speed Communications Mode: 750 kbps Long-distance Communications Mode: 93.75 kbps
Modulation method		Baseband method
Coding method		Manchester coding method
Error control checks		Manchester code check, frame length check, and parity check
Cable	VCTF cable (JIS C 3306)	Two 0.75 mm ² conductors (2 signal wires) Four 0.75 mm ² conductors (2 signal wires and 2 power supply wires)
	Special Flat Cable	Four 0.75 mm ² conductors (2 signal wires and 2 power supply wires)
Communications distance	2-conductor VCTF cable	High-speed Communications Mode Main line length: 100 m max. Branch line length: 3 m max. Total branch line length: 50 m max.
		Long-distance Communications Mode Main line length: 500 m max. Branch line length: 6 m max. Total branch line length: 120 m max.
	4-conductor VCTF cable	High-speed Communications Mode Main line length: 30 m max. Branch line length: 3 m max. Total branch line length: 30 m max.
		Long-distance Communications Mode: Flexibly branched, provided that the total length of cable is a maximum of 200 m.
	Special Flat Cable	High-speed Communications Mode Main line length: 30 m max. Branch line length: 3 m max. Total branch line length: 30 m max.
		When 4-conductor VCTF cable or Special Flat Cable is used to connect fewer than 16 Slaves, the main line can be up to 100 m long and the total branch line length can be up to 50 m in High-speed Communications Mode. Long-distance Communications Mode: Flexibly branched, provided that the total length of cable is a maximum of 200 m.

Ordering Information

International Standards

- The standards are abbreviated as follows: U: UL, U1: UL (Class I Division 2 Products for Hazardous Locations), C: CSA, UC: cULus, UC1: cULus (Class I Division 2 Products for Hazardous Locations), CU: cUL, N: NK, L: Lloyd, and CE: EC Directives.
- Contact your OMRON representative for further details and applicable conditions for these standards.

Unit type	Name	Specifications			No. of unit numbers allocated	Current consumption (A)		Model	Standards
		Communications functions	No. of I/O points	Max. Units mountable per CPU Unit		5 V	24 V		
CJ1 Special I/O Units	 CompoBus/S Master Unit	Remote I/O communications	256 max. (128 inputs and 128 outputs)	40	1 or 2 (variable)	0.15	–	CJ1W-SRM21	UC1, N, L, CE,
			128 max. (64 inputs and 64 outputs)						

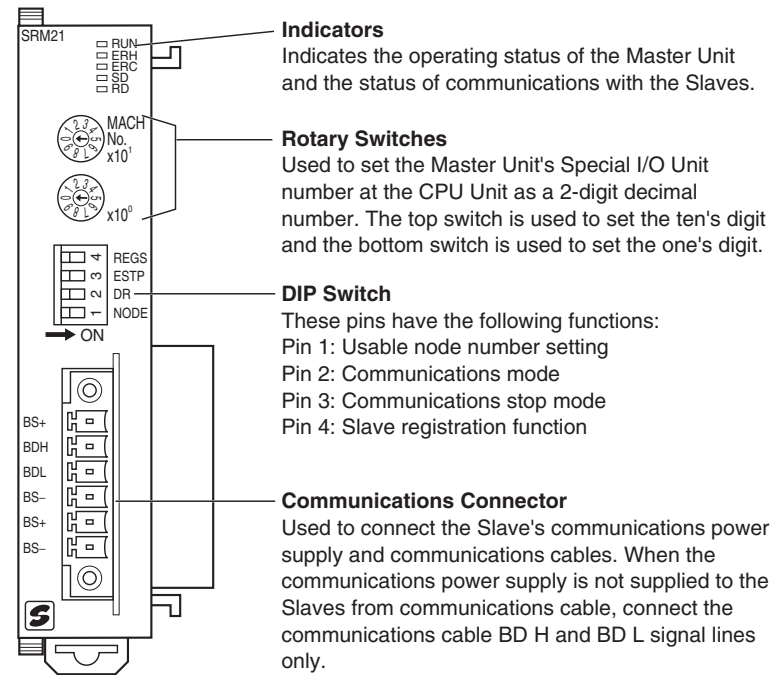
Note: This unit cannot be used with the Machine Automation Controller NJ-series.

Specifications

I/O points	256 (128 inputs and 128 outputs) or 128 (64 inputs and 64 outputs) (Switch-selectable)
Applicable PLC models	CJ-series PLCs
Unit type	Special I/O Unit
Allocated words *	For 256 I/O: 20 words (8 for inputs, 8 for outputs, 4 for status) For 128 I/O: 10 words (4 for inputs, 4 for outputs, 2 for status)
No. of mountable Master Units	40
Node address	8 addresses per node
No. of connectable Slaves	32
Status information	Communications Error Flags, Participation Flags

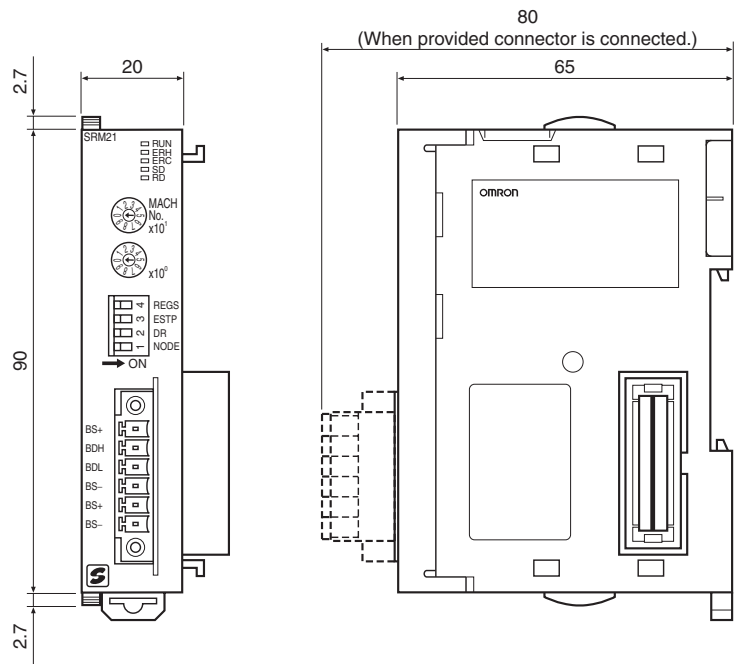
* Uses Special I/O Unit Area (in CIO Area).

Part Names and Functions



Dimensions

(Unit: mm)



Refer to the *CJ-series Operation Manual* for details on installing the CJ1W-SRM21 when it is connected in a CJ-series CPU Rack or Expansion Rack.

Related Manual

Cat. No.	Manual Name
W266	CompoBus/S Operation Manual
W318	CompoBus/S SRM1 Master Control Units Operation Manual
W377	CPM2C-S Programmable Controllers Operation Manual
W352	CPM2A I/O Link Units Operation Manual
W356	CPM2C I/O Link Units Operation Manual

Read and Understand This Catalog

Please read and understand this catalog before purchasing the products. Please consult your OMRON representative if you have any questions or comments.

Warranty and Limitations of Liability

WARRANTY

OMRON's exclusive warranty is that the products are free from defects in materials and workmanship for a period of one year (or other period if specified) from date of sale by OMRON.

OMRON MAKES NO WARRANTY OR REPRESENTATION, EXPRESS OR IMPLIED, REGARDING NON-INFRINGEMENT, MERCHANTABILITY, OR FITNESS FOR PARTICULAR PURPOSE OF THE PRODUCTS. ANY BUYER OR USER ACKNOWLEDGES THAT THE BUYER OR USER ALONE HAS DETERMINED THAT THE PRODUCTS WILL SUITABLY MEET THE REQUIREMENTS OF THEIR INTENDED USE. OMRON DISCLAIMS ALL OTHER WARRANTIES, EXPRESS OR IMPLIED.

LIMITATIONS OF LIABILITY

OMRON SHALL NOT BE RESPONSIBLE FOR SPECIAL, INDIRECT, OR CONSEQUENTIAL DAMAGES, LOSS OF PROFITS OR COMMERCIAL LOSS IN ANY WAY CONNECTED WITH THE PRODUCTS, WHETHER SUCH CLAIM IS BASED ON CONTRACT, WARRANTY, NEGLIGENCE, OR STRICT LIABILITY.

In no event shall the responsibility of OMRON for any act exceed the individual price of the product on which liability is asserted.

IN NO EVENT SHALL OMRON BE RESPONSIBLE FOR WARRANTY, REPAIR, OR OTHER CLAIMS REGARDING THE PRODUCTS UNLESS OMRON'S ANALYSIS CONFIRMS THAT THE PRODUCTS WERE PROPERLY HANDLED, STORED, INSTALLED, AND MAINTAINED AND NOT SUBJECT TO CONTAMINATION, ABUSE, MISUSE, OR INAPPROPRIATE MODIFICATION OR REPAIR.

Application Considerations

SUITABILITY FOR USE

OMRON shall not be responsible for conformity with any standards, codes, or regulations that apply to the combination of products in the customer's application or use of the products.

At the customer's request, OMRON will provide applicable third party certification documents identifying ratings and limitations of use that apply to the products. This information by itself is not sufficient for a complete determination of the suitability of the products in combination with the end product, machine, system, or other application or use.

The following are some examples of applications for which particular attention must be given. This is not intended to be an exhaustive list of all possible uses of the products, nor is it intended to imply that the uses listed may be suitable for the products:

- Outdoor use, uses involving potential chemical contamination or electrical interference, or conditions or uses not described in this catalog.
- Nuclear energy control systems, combustion systems, railroad systems, aviation systems, medical equipment, amusement machines, vehicles, safety equipment, and installations subject to separate industry or government regulations.
- Systems, machines, and equipment that could present a risk to life or property.

Please know and observe all prohibitions of use applicable to the products.

NEVER USE THE PRODUCTS FOR AN APPLICATION INVOLVING SERIOUS RISK TO LIFE OR PROPERTY WITHOUT ENSURING THAT THE SYSTEM AS A WHOLE HAS BEEN DESIGNED TO ADDRESS THE RISKS, AND THAT THE OMRON PRODUCTS ARE PROPERLY RATED AND INSTALLED FOR THE INTENDED USE WITHIN THE OVERALL EQUIPMENT OR SYSTEM.

PROGRAMMABLE PRODUCTS

OMRON shall not be responsible for the user's programming of a programmable product, or any consequence thereof.

Disclaimers

CHANGE IN SPECIFICATIONS

Product specifications and accessories may be changed at any time based on improvements and other reasons.

It is our practice to change model numbers when published ratings or features are changed, or when significant construction changes are made. However, some specifications of the products may be changed without any notice. When in doubt, special model numbers may be assigned to fix or establish key specifications for your application on your request. Please consult with your OMRON representative at any time to confirm actual specifications of purchased products.

DIMENSIONS AND WEIGHTS

Dimensions and weights are nominal and are not to be used for manufacturing purposes, even when tolerances are shown.

PERFORMANCE DATA

Performance data given in this catalog is provided as a guide for the user in determining suitability and does not constitute a warranty. It may represent the result of OMRON's test conditions, and the users must correlate it to actual application requirements. Actual performance is subject to the OMRON Warranty and Limitations of Liability.

ERRORS AND OMISSIONS

The information in this document has been carefully checked and is believed to be accurate; however, no responsibility is assumed for clerical, typographical, or proofreading errors, or omissions.

Mouser Electronics

Authorized Distributor

Click to View Pricing, Inventory, Delivery & Lifecycle Information:

Omron:

CJ1W-SRM21