

# EL2624 | EtherCAT Terminal, 4-channel relay output, 125 V AC, 30 V DC, 0.5 A AC, 2 A DC

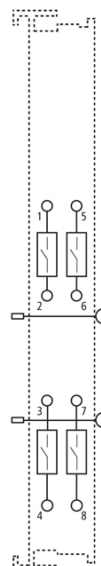
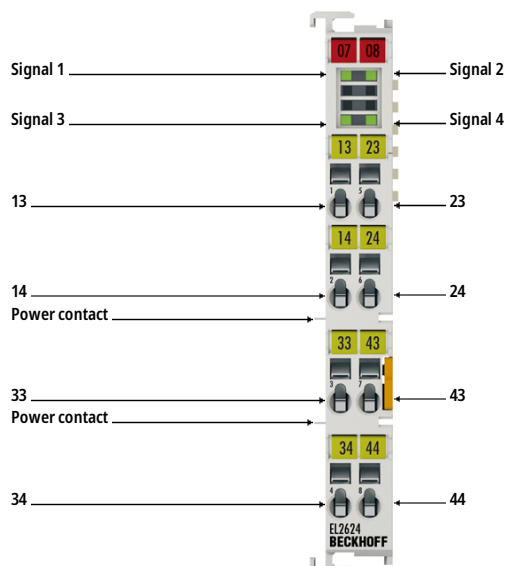



Image similar, may contain optional accessories

**i** **Product status:** regular delivery

The EL2624 output terminal has four relays, each with a single contact. The relay contact can be used up to 125 V AC or 30 V DC. The signal state of the EtherCAT Terminal is indicated by light emitting diodes. The EL2624 features potential-free contacts. The power contacts are passed through.

Special features:

- Relay output
- 4 x make contact
- Connection of ohmic loads
- potential-free

## Product information

### Technical data

Technical data	EL2624
Connection technology	relay output
Number of outputs	4 x make contacts
Nominal voltage	125 V AC/30 V DC
Load type	ohmic

Distributed clocks	–
Ohmic switching current	0.5 A AC/2 A DC per channel
Minimum permitted load	10 µA at 10 mV DC with intact contact coating
Inductive switching current	no data
Current consumption E-bus	typ. 200 mA
Current consumption power contacts	–
Bit width in the process image	4 outputs
Operating cycles mech. (min.)	1 x 10 <sup>8</sup>
Operating cycles electr. (min.)	2 x 10 <sup>5</sup> (1 A/30 V DC)
Configuration	no address or configuration setting
Electrical isolation	500 V (E-bus/field potential)
Weight	approx. 50 g
Operating temperature	-25...+55°C
Storage temperature	-40...+85°C
Relative humidity	95%, no condensation
Vibration/shock resistance	conforms to EN 60068-2-6/EN 60068-2-27
EMC immunity/emission	conforms to EN 61000-6-2/EN 61000-6-4
Protect. rating/installation pos.	IP20/variable
Pluggable wiring	for all ESxxxx terminals
Approvals/markings	CE, UL

Housing data	EL-12-8pin	ES-12-8pin
Design form	compact terminal housing with signal LEDs	terminal housing with pluggable wiring level
Material	polycarbonate	
Installation	on 35 mm DIN rail, conforming to EN 60715 with lock	
Side by side mounting by means of	double slot and key connection	
Marking	labeling of the BZxxxx series	
Wiring	solid conductor (s), flexible conductor (st) and ferrule (f): spring actuation by screwdriver	
Connection cross-section	s*: 0.08...2.5 mm <sup>2</sup> , st*: 0.08...2.5 mm <sup>2</sup> , f*: 0.14...1.5 mm <sup>2</sup>	s*: 0.08...1.5 mm <sup>2</sup> , st*: 0.08...1.5 mm <sup>2</sup> , f*: 0.14...1.5 mm <sup>2</sup>
Connection cross-section AWG	s*: AWG28...14, st*: AWG28...14, f*: AWG26...16	s*: AWG28...16, st*: AWG28...16, f*: AWG26...16
Stripping length	8...9 mm	9...10 mm

Current load power contacts	I <sub>max</sub> : 10 A
Dimensions (W x H x D)	12 mm x 100 mm x 68 mm

\*s: solid wire; st: stranded wire; f: with ferrule

## Ordering information

Ordering information	
EL2624	EtherCAT Terminal, 4-channel relay output, 125 V AC, 30 V DC, 0.5 A AC, 2 A DC
ES2624	EtherCAT Terminal, 4-channel relay output, 125 V AC, 30 V DC, 0.5 A AC, 2 A DC, pluggable wiring