

EL9184 | Potential distribution terminal, 8 x 24 V DC, 8 x 0 V DC

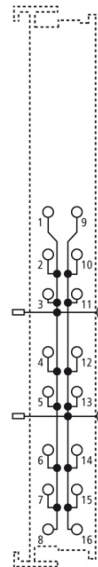




Image similar, may contain optional accessories

i **Product status:** regular delivery

The EL9184 potential distribution terminal provides the supply voltage via the front-side terminal contacts.

24 V and 0 V can each be tapped 8x from the front. The power contacts are connected to the front-side terminal contacts and are passed through to the adjacent terminal. With the EL9184, the use of additional terminal blocks on the terminal strip can be reduced. The HD EtherCAT Terminals (high density) with increased packing density contain 16 connection points in the housing of a 12 mm-wide EtherCAT Terminal. Solid wire conductors can be connected without tools using the direct plug-in technique.

Product information

Technical data

Technical data	EL9184
Technology	potential distribution terminal
Number of outputs	e.g.: 8 x 24 V contact, 8 x 0 V contact
Current load	≤ 10 A
Nominal voltage	≤ 60 V
Electrical isolation	500 V (E-bus/field potential)

Connection facility to additional power contact	8
Bit width in the process image	0
Housing width	12 mm
Side by side mounting on EtherCAT Terminals with power contact	yes, left without PE
Special features	direct plug-in technique
Weight	approx. 60 g
Operating temperature	-25...+60°C
Storage temperature	-40...+85°C
Approvals/markings	CE, CCC, UL, ATEX, IECEx
Ex marking	ATEX: II 3 G Ex ec IIC T4 Gc IECEx: Ex ec IIC T4 Gc

Housing data	EL-12-16pin
Design form	HD (High Density) housing with signal LEDs
Material	polycarbonate
Installation	on 35 mm DIN rail, conforming to EN 60715 with lock
Side by side mounting by means of	double slot and key connection
Marking	labeling of the BZxxxx series
Wiring	solid conductors (s): direct plug-in technique; fine-stranded conductors (st) and ferrule (f): spring actuation by screwdriver
Connection cross-section	s*: 0.08...1.5 mm ² , st*: 0.25...1.5 mm ² , f*: 0.14...0.75 mm ²
Connection cross-section AWG	s*: AWG28...16, st*: AWG22...16, f*: AWG26...19
Stripping length	8...9 mm
Current load power contacts	I _{max} : 10 A
Dimensions (W x H x D)	12 mm x 100 mm x 68 mm

*s: solid wire; st: stranded wire; f: with ferrule