

# GuardLink Passive Power Tap

Catalog Number 440S-PF5D4

- IMPORTANT**
- Device input port (J3) must either have a GuardLink® device or a Cat. No. 898D-41KU-DM2 shorting plug attached.
  - Do not use more than seven Passive Power Taps on a link to avoid exposure to potentially harmful voltage.
  - Product is fused to avoid damage from miswiring. We recommend using Allen-Bradley® patchcords to connect devices.
  - Connect only one power supply to earth ground. You must choose the first power supply in the link.
  - Do not install tap while system is powered.
  - For voltage drop calculation, see publication [440R-UM015](#).

## Approximate Dimensions

Figure 1 - [mm (in.)]

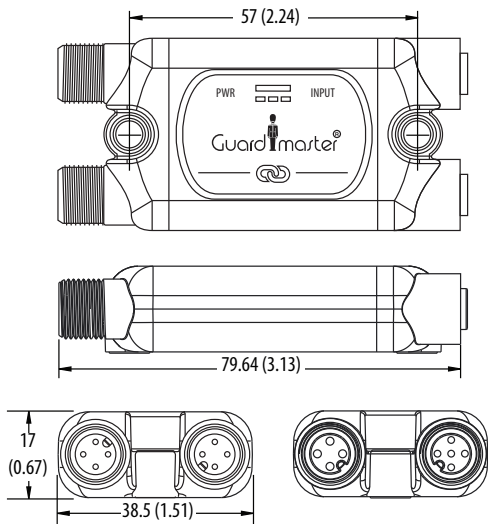
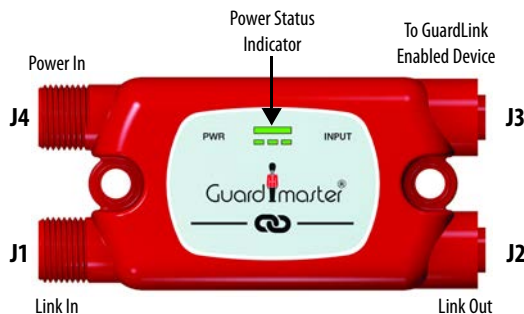


Figure 2 - Front View



## Mounting Information

Do not over torque the mounting hardware. M5 fasteners are recommended.

Table 1 - Torque Specifications

Attribute	440S-PF5D4
Mounting hardware	2.20 N·m (19.95 in·lb)
Connector	Finger tighten the cordset connections and then tighten an additional 1/4... 1/2 turn using pliers.

## Device Connection

Table 2 - J1 — 4-pin Micro M12 Male (Link In)



Pin No.	Wire Color	Function	Pinouts
1	Brown	24V DC	
2	White	GuardLink Safety	
3	Blue	GND	
4	Black	GuardLink CLU	

Table 3 - J2 — 4-pin Micro M12 Female (Link Out)

Pin No.	Wire Color	Function	Pinouts
1	Brown	24V DC	
2	White	GuardLink Safety	
3	Blue	GND	
4	Black	GuardLink CLU	

**Table 4 - J3 — 5-pin Micro M12 Female (GuardLink Enabled Device)**



Pin No.	Wire Color	Function	Pinout
1	Brown	24V DC	
2	White	GuardLink Safety In	
3	Blue	GND	
4	Black	GuardLink Safety Out	
5	Gray	GuardLink CLU	

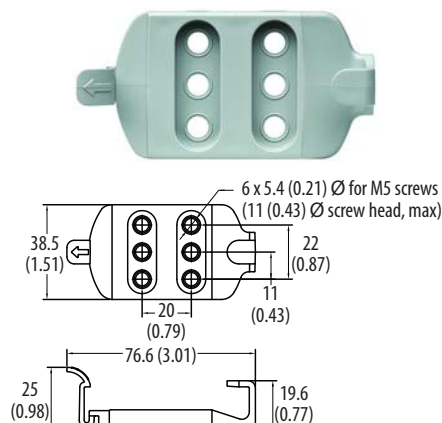
**Table 5 - J4 — 4-pin Micro M12 Male (Power In)**



Pin No.	Wire Color	Function	Pinout
1	Brown	24V DC	
2	White	—	
3	Blue	GND	
4	Black	—	

## Optional Mounting Bracket

**Figure 3 - Catalog Number 440S-GLTAPBRK1 Dimensions [mm (in.)]**



## Waste Electrical and Electronic Equipment (WEEE)



At the End of Life, this equipment should be collected separately from any unsorted municipal waste.

## Additional Resources

These documents contain additional information concerning related products from Rockwell Automation.

Resource	Description
Guardmaster® GuardLink Safety System User Manual, publication <a href="#">440R-UM015</a>	Provides guidelines for installing a Guardmaster GuardLink Safety System.
Industrial Automation Wiring and Grounding Guidelines, publication <a href="#">1770-4.1</a>	Provides general guidelines for installing a Rockwell Automation® industrial system.
Product Certifications website, <a href="#">rok.auto/certifications</a>	Provides declarations of conformity, certificates, and other certification details.

You can view or download publications at [rok.auto/literature](#).

## Rockwell Automation Support

For technical support, visit <http://www.rockwellautomation.com/support/overview.page>.

Rockwell Automation maintains current product environmental information on its website at <http://www.rockwellautomation.com/rockwellautomation/about-us/sustainability-ethics/product-environmental-compliance.page>.

Allen-Bradley, GuardLink, Guardmaster, Rockwell Automation, and Rockwell Software are trademarks of Rockwell Automation, Inc. Trademarks not belonging to Rockwell Automation are property of their respective companies.

Rockwell Otomasyon Ticaret A.Ş., Kar Plaza İş Merkezi E Blok Kat:6 34752 İçerenköy, İstanbul, Tel: +90 (216) 5698400

**[www.rockwellautomation.com](http://www.rockwellautomation.com)**

### Power, Control and Information Solutions Headquarters

Americas: Rockwell Automation, 1201 South Second Street, Milwaukee, WI 53204-2496 USA, Tel: (1) 414.382.2000, Fax: (1) 414.382.4444  
Europe/Middle East/Africa: Rockwell Automation NV, Pegasus Park, De Kleetlaan 12a, 1831 Diegem, Belgium, Tel: (32) 2 663 0600, Fax: (32) 2 663 0640  
Asia Pacific: Rockwell Automation, Level 14, Core F, Cyberport 3, 100 Cyberport Road, Hong Kong, Tel: (852) 2887 4788, Fax: (852) 2508 1846

Publication 440S-IN009B-EN-P - October 2019

Supersedes Publication 440S-IN009A-EN-P – September 2019

PN-518590

10004349795 Ver 01

Copyright © 2019 Rockwell Automation, Inc. All rights reserved. Printed in the U.S.A.